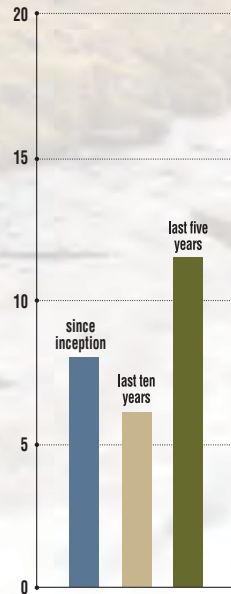


NUNAVUT TRUST • 2016 FINANCIAL HIGHLIGHTS

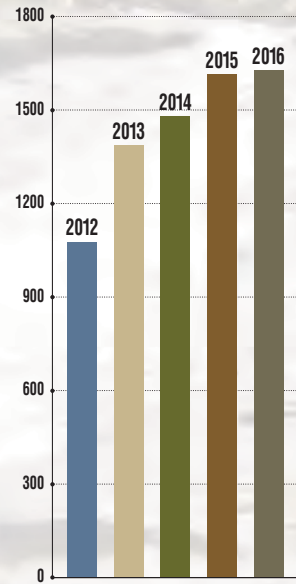
Cumulative Returns (%)

8.5%



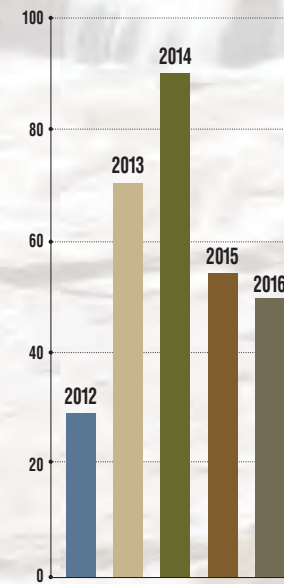
Invested Assets (in millions of dollars)

\$1,651,671,696



Distributions to Beneficiaries (in millions of dollars)

\$49,256,328



Outstanding Capital Loans (in millions of dollars)

\$15,035,493

