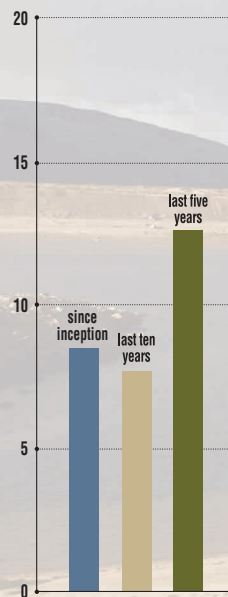


NUNAVUT TRUST • 2017 FINANCIAL HIGHLIGHTS

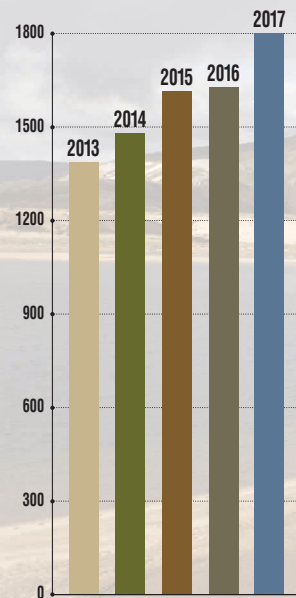
Cumulative Returns
(%)

8.6%



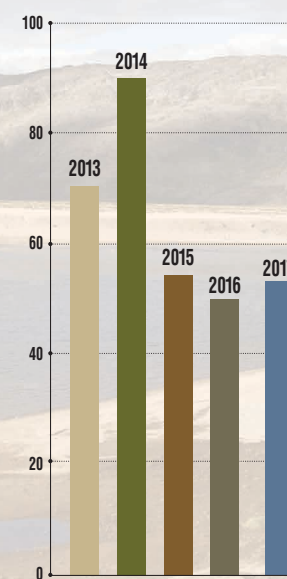
Invested Assets
(in millions of dollars)

\$1,801,411,983



Distributions to Beneficiaries
(in millions of dollars)

\$54,772,134



Outstanding Capital Loans
(in millions of dollars)

\$11,276,620

