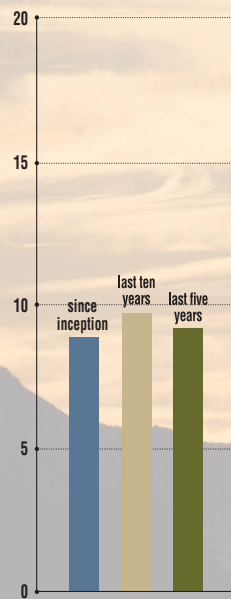


NUNAVUT TRUST • 2018 FINANCIAL HIGHLIGHTS

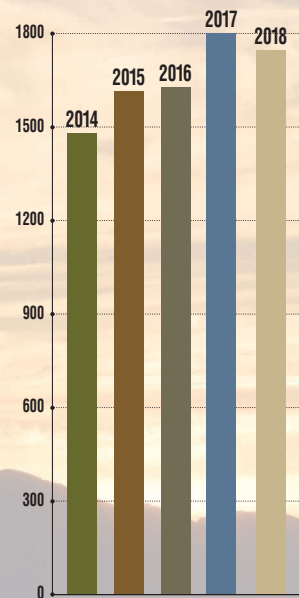
Cumulative Returns
(%)

8.3%



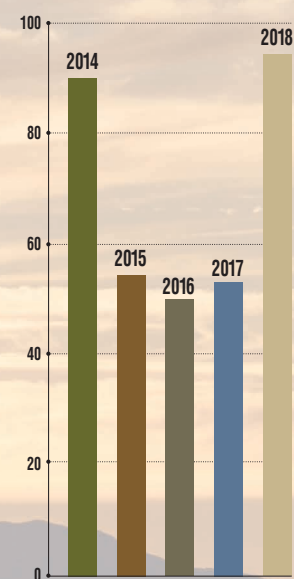
Invested Assets
(in millions of dollars)

\$1,752,067,993



Distributions to Beneficiaries
(in millions of dollars)

\$94,519,838



Outstanding Capital Loans
(in millions of dollars)

\$0

